




## Suggested Lesson Structure



We realise that you, parents and carers, do not usually get to join in with Junior Church lessons. This is a great opportunity for you to learn with your child and to study God's word together.

We thought it might be helpful to provide an outline of what our usual Junior Church morning looks like. To help your child with maintaining routine, you might like to follow this structure at home each Sunday Morning. This may help make your time together feel as much like Junior Church as possible and will hopefully ease your child's transition back into Junior Church when that time comes

1. Obligatory toast and juice to start! This is usually a good time to check in with the children and ask them about how they are, how their week has been and to recap on the big idea from the previous week's lesson



2. Prayer and singing - We usually enjoy singing a chorus together. We have attached the words of some of the choruses your child will be familiar with from recent weeks in Junior Church. We encourage you to sing these together.



We normally have a collection basket and pray after we sing. You might like to encourage your child to put their usual offering in a jar/ basket and to give this to a charity or to Junior Church when we meet again. This is a great opportunity for the children to get creative and think of ways they can help and give to others.



Our offering prayer is as follows:

**'Father bless our Junior Church today, be in all we do and say. Be in every song we sing and bless the offering which we bring.'**

3. Next it's table time! Our kids really enjoy munching on some fruit as we tell the story so you might like to have some snacks on the table as you tell the story or watch the lesson video
4. Pray – We always start our lesson by praying or 'talking to God'. We ask God for help to listen and to concentrate and to understand what he wants us to learn
5. Memory verse – We place emphasis on the kids learning verses from the Bible and we reinforce this by using actions and repeating the verses each week. Please see the accompanying notes for the verses we have been learning most recently
6. Story – We try to keep the story as interactive as possible with lots of actions and opportunities to participate. If you chose to use the video as your guide for the story, encourage your child to do the actions alongside the video and to participate as they normally would in Junior Church. Try to engage with the actions too – this will really encourage your child to get involved



7. Craft activity – This is a great opportunity for you as the parent/ carer to reinforce the big idea from the story. The attached notes will give you some guidance on the big idea and some helpful questions to ask your child as they complete the craft.

We always find that craft and activities are a special opportunity to draw alongside children and it allows space for each child to ask questions about the story and for us to explain things they may not understand

Please feel free to use as much or as little of this structure as you feel is helpful.

Thank you for being willing to receive this information and for taking the time to read it.

